



PRODUCT DETAILS

EVOKE

Overview

EVOKE encourages communication between users, transforming from writing desk to IT station at the pull of a lever. The collaborative table also features a mast at the end of the table, enabling students and teachers to cast their work onto the screen for discussion or to present to the rest of the group.

EVOKE has been designed as a modular unit, allowing for easy installation into a variety of learning environments.

A discreet panel is built into the worktop to create a complete work surface, which reveals a screen, keyboard and mouse with the use of a lever. When out of use, all ICT equipment is hidden and stored in latched compartments.

Features

- Mounts up to 65" screens on the mast
- Universal 27" screen mount for flip-top pods
- Optional power & data modules down the centre of the worktop
- Data interface plate option in the mast
- Versatile panel securely conceals screen, keyboard and mouse
- Customise each table with any combination of Round (R), Tapered (T) or Square (S) end worktop styles

Benefits

- Students and teachers can project their content onto the screen mast for presentation or discussion
- Encourages collaborative working between users
- Supports ICT and non-ICT activities within the same space
- Height adjustable configurations available which enable Equality Act compliance

Models

EVOKE - 4 seat	ETT04
EVOKE - 6 seat	ETT06
EVOKE - 8 seat	ETT08

Included

- Secure screen mount on mast
- Choice of four flip-top module sizes
- Choice of two seat space widths
- Square (S), Rounded (R) or Tapered (T) ends can be specified in any combination
- Choice of standard paint finishes
- Choice of standard worktop & edge banding finishes
- Worktops are supplied with a depth of 25mm

Additional cost

- Made-to-measure computer cage
(Choice of left or right hand fitting)
- Desktop power & data modules
- Data interface plate option in the mast
- Additional screen mast at other end of table
- Electric height adjustable module (w/ flip-top pod)
- Non-standard paint finishes
- Non-standard worktop & edge banding finishes
- Lockable option to securely house screen, keyboard and mouse

Dimensions

All worktops are 730mm(H)

Size A - 820mm(W) seat space

Seats	Depth (S)	Depth (T)	Depth (R)
4	1800mm	1840mm	2560mm
6	2620mm	2660mm	3380mm
8	3440mm	3480mm	4200mm

Size A (MAX pod size = 3)

Size B - 920mm(W) seat space

Seats	Depth (S)	Depth (T)	Depth (R)
4	2000mm	2040mm	2780mm
6	2920mm	2960mm	3700mm
8	3840mm	3880mm	4620mm

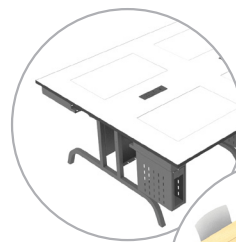
Size B (MAX pod size = 5)



Rounded (R) end workstation



HA option available




Square (S) end workstation




Tapered (T) end workstation

Standard Paint Finishes



Standard Worktop & Edge Banding Finishes



Non-Standard Finishes

We offer a range of non-standard colours and finishes. Many custom colours can be supplied at standard pricing but may incur an additional cost, depending upon your selection.