



**10-year**  
mechanical  
warranty

**5-year**  
electrical

Hinged worktop mechanism  
provides easy access for  
maintenance



# Explorer **v3**

Available in a single (16U) or double (32U) unit, Explorer is an AV integrated lectern focused on small to medium presentation spaces.

Utilising our 16U rack design, which secures both rack and non-rack mounted equipment, Explorer is supplied with a flexible monitor arm, concealed castors and a hinged worktop. The basic features of an Explorer result in a cost effective product with a very competitive lead time.

## Features

- Single (16U) or double (32U) rack space
- Front and rear door rack access
- Steel, wooden or fabric side panels



## Secure your AV equipment

Robust steel construction and drill resistant locks ensure security.



## Seamless AV integration

Complete internal cable management creates an 'all-in-one' solution.



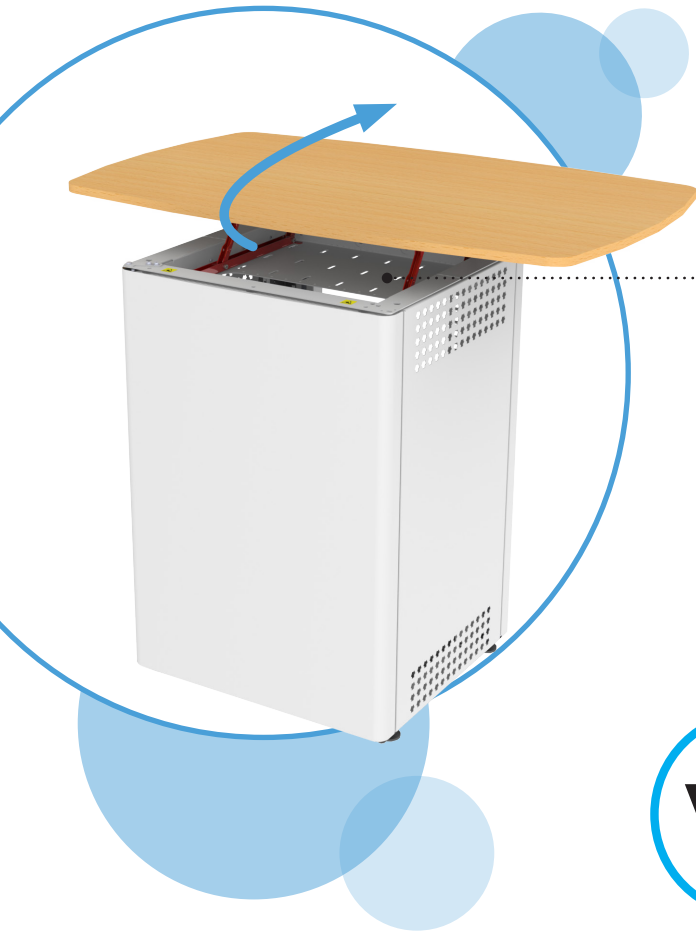
## Rushed for time?

Available in 10-working-days in a range of selected colours & finishes.

Paint finishes (1250mm worktop only)  
White / Light grey / Dark grey / Sliver / Black

Worktop finishes (1250mm worktop only)  
White / Black / Oak / Beech / Maple





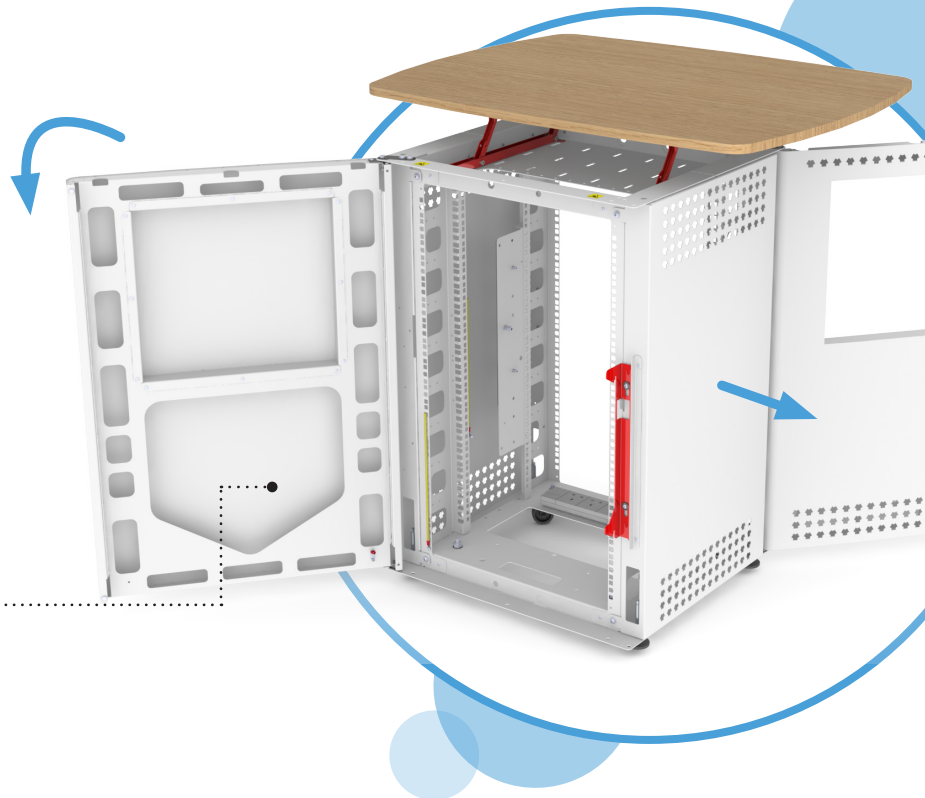
Hinged worktop mechanism provides easy access for maintenance and space for power adaptors

Power strip situated in top cable well for improved access

## V3

Removable side panels for 360° access

Removable front and rear doors for easy maintenance



## Models

	Standard	Deluxe
Mono 1000	E3LMS16UXX-100	E3LMF16UXX-100
Mono 1250	E3LMS16UXX-125	E3LMF16UXX-125
Mono 1500	E3LMS16UXX-150	E3LMF16UXX-150
Duplex	E3LDXS16UXX/XX-150	E3LDXF16UXX/XX-150

## Included

Rack shelves are no longer supplied as standard. They remain available free of charge on request.

- Standard paint, worktop & edge banding finishes
- 16U or 32U rack space – Half U's open in door (standard)
- Concealed castors
- Monitor arm (ENDO72 or 82)
- Worktops are supplied with a thickness of 25mm

## Additional cost

- Non-standard paint, worktop & edge banding finishes
- Wooden or fabric side panels
- Visualiser housing
- Control panel housing
- Writing surface inlay
- Vinyl branding or wrap
- Printed branding
- Desktop machining

## Dimensions

Mono

H: 960mm      W: 1000mm      D: 772mm

Mono 1250


H: 960mm      W: 1250mm      D: 772mm

Mono 1500

H: 960mm      W: 1500mm      D: 772mm

Duplex

H: 960mm      W: 1500mm      D: 772mm



## Make it your own!

We offer a wide range of non standard colours and finishes. Custom colours can be supplied at standard pricing but may incur an additional cost.

## Standard paint finishes



## Standard worktop & edge banding finishes

